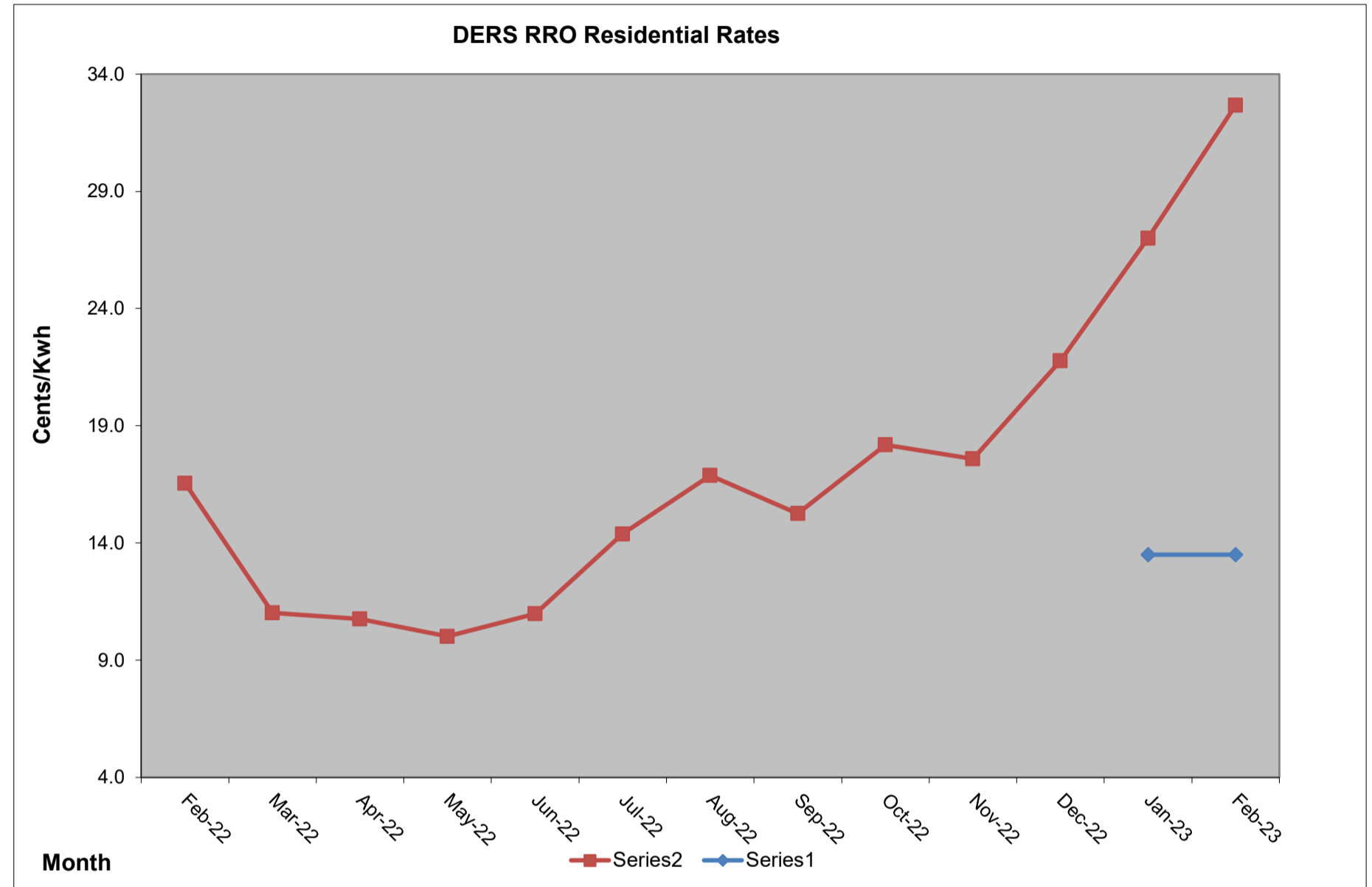


Monthly regulated rate option rates

Direct Energy Regulated Services	Page 2
ENMAX Energy Corporation	Page 3
EPCOR Energy Alberta (Edmonton)	Page 4
EPCOR Energy Alberta (FortisAlberta service territory)	Page 5

**Direct Energy Regulated Services
Distribution Company: ATCO Electric Ltd.**

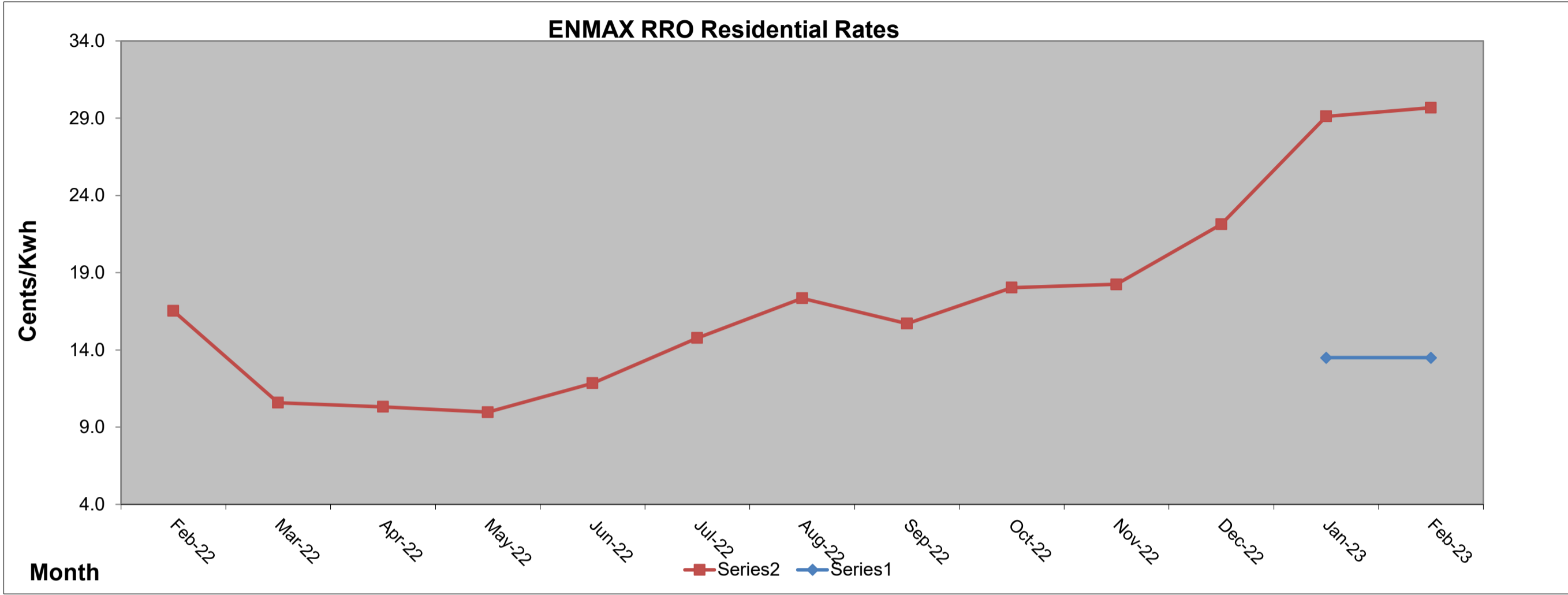
Rate cap	Residential	Commercial	Industrial	Farming	Irrigation	Oil & Gas	Lighting
	cents/kwh						
				(including REA)	(including REA)		
Feb-22	16.557	16.454	16.039	16.324	15.815	15.952	13.516
Mar-22	11.028	10.993	10.681	10.886	10.540	10.617	8.378
Apr-22	10.756	10.651	10.365	10.622	10.246	10.299	7.596
May-22	10.018	9.933	9.706	9.941	9.588	9.663	7.144
Jun-22	10.982	10.986	10.655	10.928	10.476	10.583	7.223
Jul-22	14.393	14.383	14.076	14.367	13.896	14.070	10.957
Aug-22	16.879	16.837	16.583	16.868	16.404	16.625	14.190
Sep-22	15.259	15.183	14.902	15.197	14.704	14.887	12.546
Oct-22	18.190	17.980	17.616	18.030	17.380	17.592	15.183
Nov-22	17.597	17.474	17.174	17.458	16.961	17.198	15.743
Dec-22	21.768	21.663	21.427	21.671	21.208	21.499	20.415
Jan-23	13.500	26.996	26.76	26.219	26.688	25.886	23.656
Feb-23	13.500	32.672	32.576	32.174	32.504	31.869	29.859
Mar-23	13.500						



ENMAX Energy Corporation
Distribution Company: ENMAX Power Corporation (Calgary)

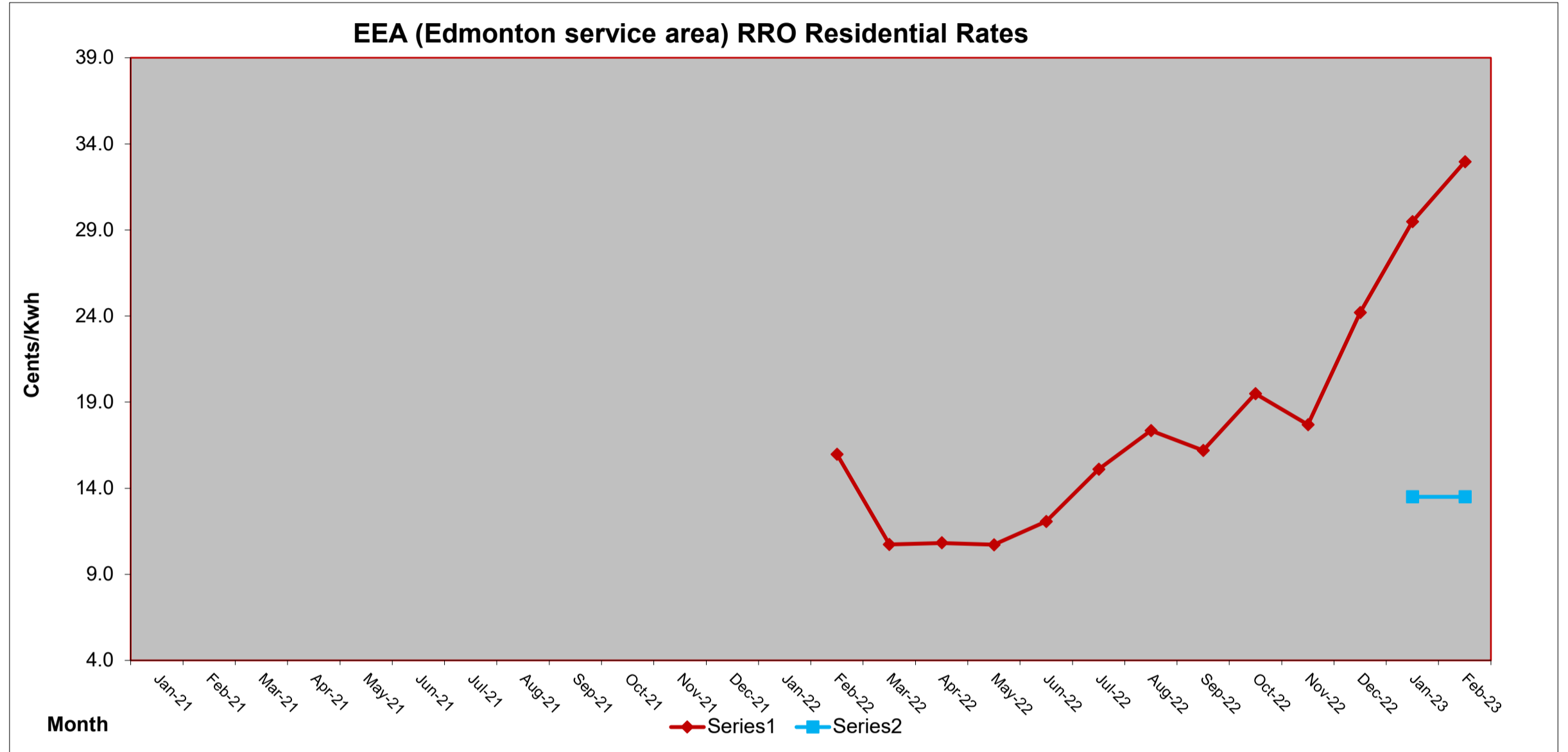
Rate cap	Residential	Commercial
cents/kWh		

Feb-22		16.520	16.520
Mar-22		10.580	10.580
Apr-22		10.316	10.316
May-22		9.971	9.971
Jun-22		11.840	11.840
Jul-22		14.777	14.777
Aug-22		17.341	17.341
Sep-22		15.699	15.699
Oct-22		18.031	18.031
Nov-22		18.245	18.245
Dec-22		22.133	22.133
Jan-23	13.500	29.112	29.112
Feb-23	13.500	29.677	29.677
Mar-23	13.500		



EPCOR Energy Alberta GP
Distribution by: EPCOR Distribution & Transmission Inc. (Edmonton)

	Rate cap	Residential	Small Commercial	Lighting
		cents/kWh		
Feb-22		15.972	15.972	12.938
Mar-22		10.732	10.732	8.554
Apr-22		10.825	10.825	7.665
May-22		10.722	10.722	7.602
Jun-22		12.066	12.066	7.725
Jul-22		15.093	15.093	9.899
Aug-22		17.345	17.345	11.818
Sep-22		16.202	16.202	12.486
Oct-22		19.501	19.501	15.244
Nov-22		17.700	17.700	14.548
Dec-22		24.208	24.209	20.907
Jan-23	13.500	29.476	29.476	24.512
Feb-23	13.500	32.957	32.957	26.133
Mar-23	13.500			



**EPCOR Energy Alberta GP
Distribution by: FortisAlberta Inc.**

	Rate cap	Residential	Small Commercial	Lighting	Farm	Irrigation	Oil & Gas
		cents/kWh					
Feb-22		15.681	15.905	12.352	15.800	15.619	15.576
Mar-22		10.553	10.703	8.642	10.632	10.565	10.542
Apr-22		10.629	10.779	7.500	10.708	10.564	10.537
May-22		10.574	10.724	7.476	10.653	10.460	10.435
Jun-22		11.907	12.076	7.913	11.996	11.723	11.694
Jul-22		14.916	15.129	10.119	15.029	14.701	14.666
Aug-22		17.129	17.375	12.411	17.259	16.871	16.831
Sep-22		15.981	16.209	12.688	16.101	15.869	15.837
Oct-22		19.168	19.443	14.867	19.313	18.989	18.943
Nov-22		17.393	17.642	14.206	17.525	17.188	17.149
Dec-22		23.852	24.198	20.687	24.035	23.692	23.635
Jan-23	13.500	28.973	29.393	24.085	29.195	28.676	28.594
Feb-23	13.500	32.349	32.819	24.871	32.598	32.145	32.049
Mar-23	13.500						

