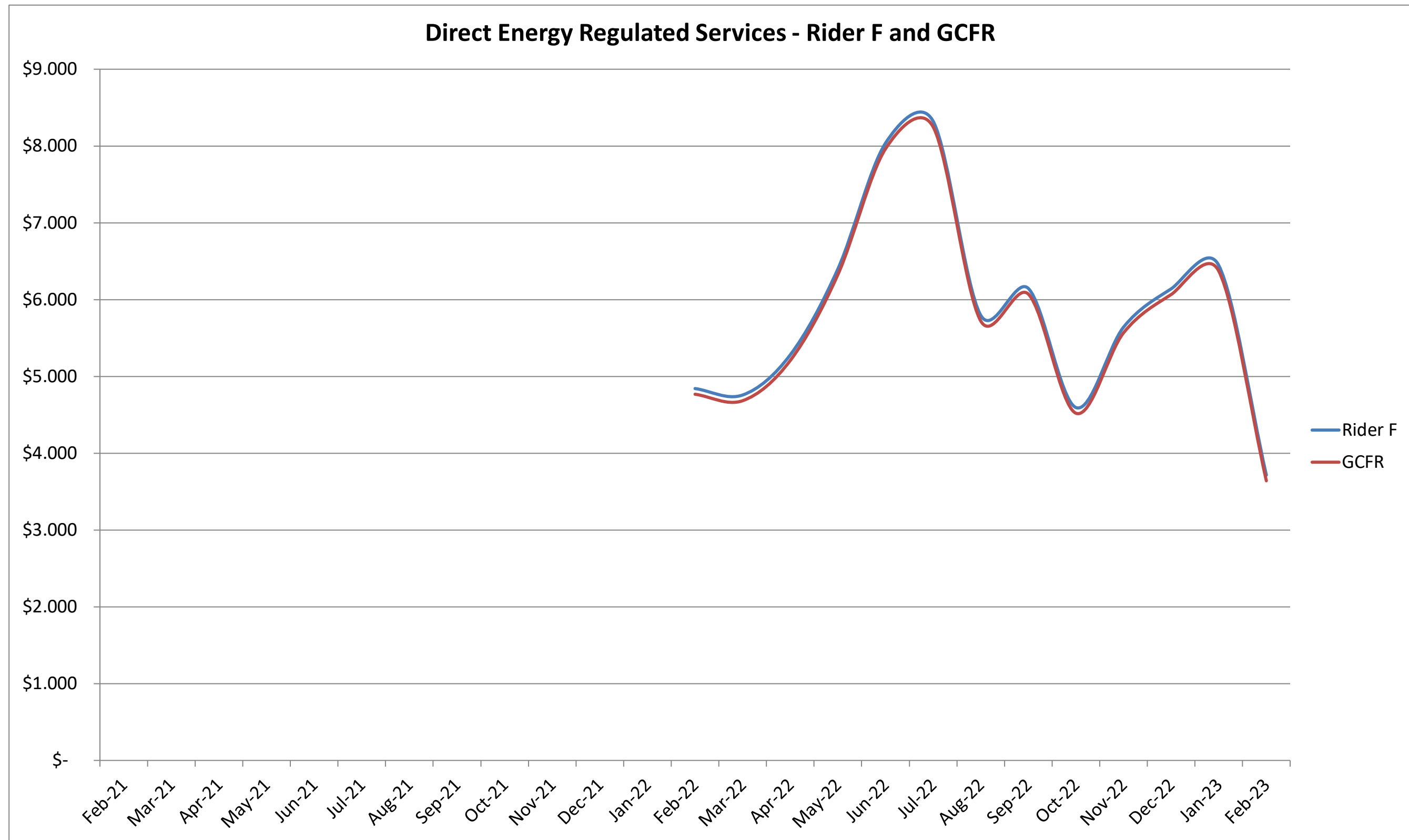


Monthly natural gas rates

Direct Energy Regulated Services – North and South	Page 2
Apex Utilities Inc.	Page 3
Apex Utilities Inc. (Third Party Transportation Charge)	Page 4

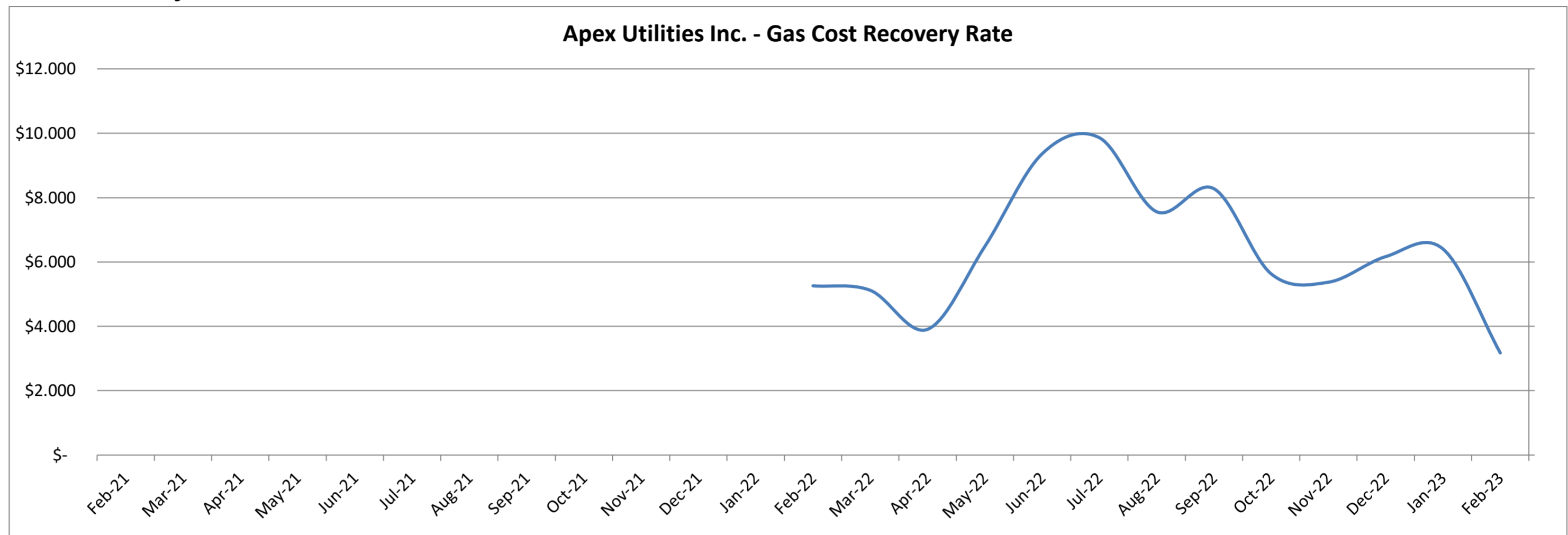
Direct Energy Regulated Services - Combo

MMM-YY	Rider F	GCFR
Feb-22	\$ 4.842	\$ 4.768
Mar-22	\$ 4.758	\$ 4.684
Apr-22	\$ 5.281	\$ 5.207
May-22	\$ 6.399	\$ 6.325
Jun-22	\$ 8.037	\$ 7.963
Jul-22	\$ 8.324	\$ 8.250
Aug-22	\$ 5.797	\$ 5.723
Sep-22	\$ 6.146	\$ 6.072
Oct-22	\$ 4.595	\$ 4.521
Nov-22	\$ 5.641	\$ 5.567
Dec-22	\$ 6.140	\$ 6.066
Jan-23	\$ 6.446	\$ 6.372
Feb-23	\$ 3.715	\$ 3.641

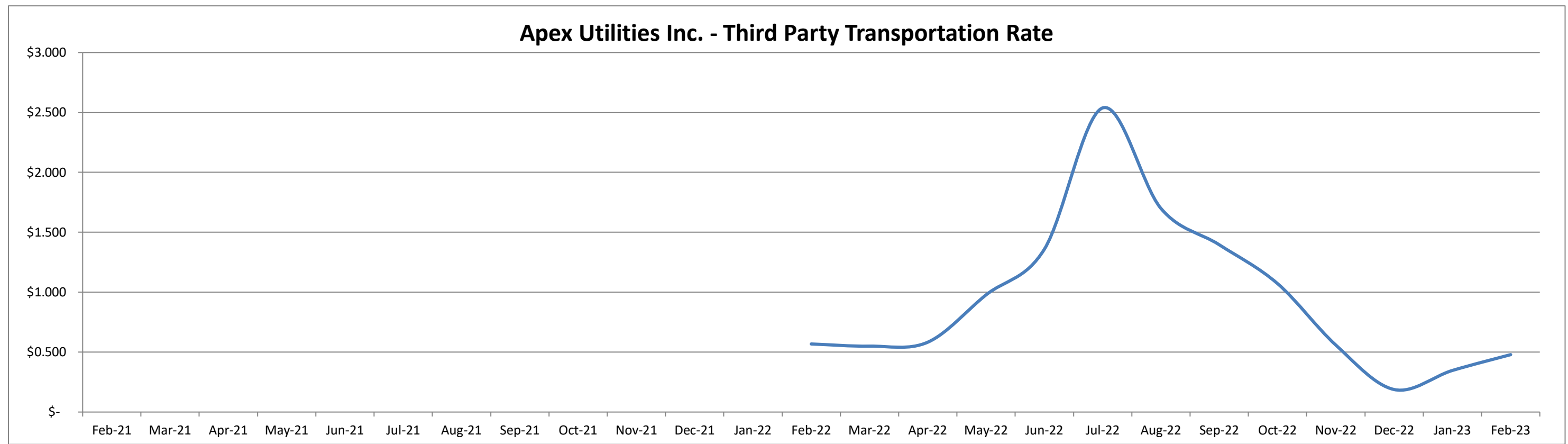


MMM-YY **Apex Utilities Inc. - Gas Cost Recovery Rate**

Feb-22	\$ 5.259
Mar-22	\$ 5.120
Apr-22	\$ 3.907
May-22	\$ 6.482
Jun-22	\$ 9.361
Jul-22	\$ 9.863
Aug-22	\$ 7.562
Sep-22	\$ 8.278
Oct-22	\$ 5.632
Nov-22	\$ 5.372
Dec-22	\$ 6.167
Jan-23	\$ 6.405
Feb-23	\$ 3.176



MMM-YY	Apex Utilities Inc. - Third Party Transportation Rate
Feb-22	\$ 0.568
Mar-22	\$ 0.550
Apr-22	\$ 0.583
May-22	\$ 0.978
Jun-22	\$ 1.359
Jul-22	\$ 2.538
Aug-22	\$ 1.699
Sep-22	\$ 1.396
Oct-22	\$ 1.072
Nov-22	\$ 0.559
Dec-22	\$ 0.188
Jan-23	\$ 0.347
Feb-23	\$ 0.479



Gas Utilities
Monthly Filings for Acknowledgement

	DERS Combined					<u>Apex⁴ Utilities Inc.</u>				
	<u>DGA C/F</u>	<u>Gas Costs</u>	<u>GCFR</u>	Forecast Charge²	Margin¹	Total Rider F	<u>DGA C/F</u>	<u>Gas Costs</u>	Rider D <u>GCRR</u>	Rider G <u>TPTR</u>
	<u>\$/Gigajoule</u>									
July-10						(0.681)	3.944	3.263	0.485	
August-10						0.114	3.519	3.633	0.552	
September-10						0.047	3.104	3.151	0.319	
October-10						0.227	3.452	3.679	0.193	
November-10						(0.121)	3.253	3.132	0.165	
December-10						0.415	3.692	4.107	0.187	
January-11						(0.094)	3.725	3.631	0.108	
February-11						0.111	3.814	3.925	0.187	
March-11						0.441	3.366	3.807	0.147	
April-11						0.864	3.586	4.450	0.321	
May-11						0.672	3.479	4.151	0.374	
June-11						0.639	3.662	4.301	0.697	
July-11						(0.433)	3.654	3.221	0.627	
August-11						(0.608)	3.557	2.949	0.471	
September-11						0.255	3.447	3.702	0.224	
October-11						(0.148)	3.486	3.338	0.247	
November-11						(0.187)	3.232	3.045	0.210	
December-11						0.077	3.255	3.332	0.178	
January-12						0.094	2.963	3.057	0.183	
February-12						(0.104)	2.341	2.237	0.238	
March-12						0.145	2.093	2.238	0.199	
April-12						(0.617)	1.798	1.181	0.100	
May-12						(0.423)	1.530	1.107	0.390	
June-12						(0.084)	2.224	2.140	0.476	
July-12						(0.927)	1.984	1.057	0.690	
August-12						(0.158)	2.378	2.220	0.466	

Gas Utilities
Monthly Filings for Acknowledgement

	DERS Combined					<u>Apex⁴ Utilities Inc.</u>			
	<u>DGA C/F</u>	<u>Gas Costs</u>	<u>GCFR</u>	Forecast <u>Charge²</u>	Total <u>Margin¹</u> Rider F	<u>DGA C/F</u>	<u>Gas Costs</u>	Rider D <u>GCRR</u>	Rider G <u>TPTR</u>
	<u>\$/Gigajoule</u>								
September-12						(0.567)	2.107	1.540	0.367
October-12						0.091	2.334	2.425	0.281
November-12						0.166	3.207	3.373	0.162
December-12						0.015	3.366	3.381	0.100
January-13						(0.131)	2.983	2.852	0.142
February-13						(0.125)	2.989	2.864	0.165
March-13						(0.284)	2.878	2.594	0.205
April-13						(0.072)	3.378	3.306	0.170
May-13						(0.732)	3.610	2.878	0.112
June-13						0.273	3.624	3.897	0.744
July-13						0.535	3.225	3.760	0.720
August-13						(0.331)	2.788	2.457	0.599
September-13						(0.029)	2.378	2.349	0.357
October-13						(0.010)	2.379	2.369	0.260
November-13						0.249	3.388	3.637	0.244
December-13						(0.036)	3.226	3.190	0.044
January-14						0.540	3.691	4.231	0.095
February-14						0.741	4.123	4.864	0.237
March-14						1.619	5.764	7.383	0.135
April-14						1.856	4.530	6.386	0.239
May-14						0.364	4.605	4.969	0.452
June-14						(1.286)	4.359	3.073	0.509
July-14						(1.555)	4.556	3.001	0.639
August-14						(1.273)	3.904	2.631	0.683
September-14						1.177	3.902	5.079	0.420
October-14						0.098	3.901	3.999	0.327
November-14						(0.282)	3.627	3.345	0.253
December-14						0.094	4.081	4.175	0.124
January-15						(0.643)	3.403	2.760	0.114

Gas Utilities
Monthly Filings for Acknowledgement

	DERS Combined						<u>Apex⁴ Utilities Inc.</u>			
	<u>DGA C/F</u>	<u>Gas Costs</u>	<u>GCFR</u>	<u>Forecast Charge²</u>	<u>Margin¹</u>	<u>Total Rider F</u>	<u>DGA C/F</u>	<u>Gas Costs</u>	<u>Rider D GCRR</u>	<u>Rider G TPTR</u>
	<u>\$/Gigajoule</u>									
February-15							0.078	2.679	2.757	0.205
March-15							(0.271)	2.640	2.369	0.257
April-15							1.060	2.694	3.754	0.360
May-15							(0.281)	2.483	2.202	0.409
June-15							(1.607)	2.816	1.209	0.708
July-15							0.081	2.549	2.630	0.910
August-15							(0.003)	2.875	2.872	0.985
September-15							0.109	2.850	2.959	0.673
October-15							0.053	2.766	2.819	0.292
November-15							(0.028)	2.505	2.477	0.380
December-15	(0.351)	2.464	2.113	0.063	0.024	2.200	(0.011)	2.483	2.472	0.238
January-16	(0.277)	2.194	1.917	0.063	0.024	2.004	(0.558)	2.202	1.644	0.246
February-16	0.594	2.289	2.883	0.063	0.024	2.970	(0.256)	2.266	2.010	0.284
March-16	0.339	1.739	2.078	0.063	0.024	2.165	(0.603)	1.729	1.126	0.315
April-16	(0.484)	1.288	0.804	0.023	0.035	0.862	(0.129)	1.308	1.179	0.636
May-16	(0.334)	1.071	0.737	0.023	0.035	0.795	0.499	1.080	1.579	0.733
June-16	0.023	1.293	1.316	0.023	0.035	1.374	0.507	1.341	1.848	0.776
July-16	(0.266)	1.839	1.573	0.023	0.035	1.631	1.329	1.877	3.206	1.599
August-16	0.101	2.205	2.306	0.023	0.035	2.364	0.841	2.250	3.091	1.035
September-16	0.063	2.230	2.293	0.023	0.035	2.351	0.134	2.186	2.320	0.893
October-16	0.085	2.516	2.601	0.023	0.035	2.659	0.078	2.527	2.605	0.455
November-16	0.265	2.980	3.245	0.023	0.035	3.303	0.133	2.991	3.124	0.134
December-16	(0.122)	2.643	2.521	0.023	0.035	2.579	(0.109)	2.660	2.551	0.192
January-17	0.384	3.303	3.687	0.023	0.035	3.745	(0.206)	3.292	3.086	0.178
February-17	(0.172)	2.756	2.584	0.023	0.035	2.642	(0.561)	2.764	2.203	0.255
March-17	0.330	1.497	1.827	0.023	0.035	1.885	0.500	2.468	2.968	0.315
April-17	0.400	1.809	2.209	0.023	0.035	2.267	0.857	2.527	3.384	0.474
May-17	(0.290)	2.184	1.894	0.023	0.035	1.952	0.989	2.737	3.726	0.682
June-17	(1.025)	2.202	1.177	0.023	0.035	1.235	1.802	3.002	4.804	0.920

Gas Utilities
Monthly Filings for Acknowledgement

	DERS Combined						<u>Apex⁴ Utilities Inc.</u>			
	<u>DGA C/F</u>	<u>Gas Costs</u>	<u>GCFR</u>	<u>Forecast Charge²</u>	<u>Margin¹</u>	<u>Total Rider F</u>	<u>DGA C/F</u>	<u>Gas Costs</u>	<u>Rider D GCRR</u>	<u>Rider G TPTR</u>
	<u>\$/Gigajoule</u>									
July-17	(0.597)	2.361	1.764	0.023	0.035	1.822	0.414	2.488	2.902	1.972
August-17	0.055	2.215	2.270	0.023	0.035	2.328	(0.233)	2.302	2.069	1.114
September-17	(0.074)	1.450	1.376	0.023	0.035	1.434	(0.297)	1.508	1.211	0.778
October-17	0.031	1.593	1.624	0.023	0.035	1.682	(0.108)	1.627	1.519	0.488
November-17	(0.204)	1.971	1.767	0.023	0.035	1.825	(0.319)	1.994	1.675	0.261
December-17	0.199	2.046	2.245	0.023	0.035	2.303	0.160	2.054	2.214	0.258
January-18	0.132	1.721	1.853	0.023	0.035	1.911	0.060	1.500	1.560	0.253
February-18	0.392	1.878	2.270	0.023	0.035	2.328	0.220	1.923	2.143	0.268
March-18	0.177	1.498	1.675	0.023	0.035	1.733	0.454	1.527	1.981	0.228
April-18	0.529	1.380	1.909	0.023	0.035	1.967	0.787	1.410	2.197	0.331
May-18	0.096	0.835	0.931	0.023	0.035	0.989	(0.292)	0.895	0.603	0.552
June-18	(0.226)	0.712	0.486	0.023	0.035	0.544	1.764	0.825	2.589	1.386
July-18	(0.110)	1.537	1.427	0.023	0.035	1.485	1.536	1.687	3.223	1.046
August-18	(0.237)	1.339	1.102	0.023	0.035	1.160	(0.498)	1.441	0.943	0.848
September-18	0.016	1.247	1.263	0.023	0.035	1.321	(0.389)	1.308	0.919	0.675
October-18	0.031	1.236	1.267	0.010	0.045	1.322	(0.020)	1.274	1.254	0.184
November-18	0.283	2.031	2.314	0.010	0.045	2.369	0.154	2.047	2.201	0.423
December-18	(0.095)	2.044	1.949	0.010	0.045	2.004	(0.091)	2.025	1.934	0.254
January-19	(0.069)	1.529	1.460	0.010	0.045	1.515	(0.378)	1.557	1.179	0.154
February-19	0.169	1.767	1.936	0.010	0.045	1.990	0.549	1.778	2.327	0.235
March-19	1.172	1.953	3.125	0.010	0.045	3.180	1.092	1.995	3.087	0.166
April-19	1.398	1.437	2.835	0.010	0.045	2.890	0.839	1.470	2.309	0.512
May-19	1.079	1.151	2.230	0.010	0.045	2.285	0.677	1.214	1.891	0.805
June-19	(0.581)	0.891	0.310	0.010	0.045	0.365	1.616	0.965	2.581	1.166
July-19	(0.393)	0.710	0.317	0.010	0.045	0.372	(0.629)	0.846	0.217	1.456
August-19	(0.162)	1.136	0.974	0.010	0.045	1.029	0.740	1.236	1.976	0.989
September-19	(0.120)	1.231	1.111	0.010	0.045	1.166	0.140	1.300	1.440	0.824
October-19	(0.213)	1.605	1.392	0.010	0.045	1.447	(0.073)	1.641	1.568	0.526
November-19	0.260	2.209	2.469	0.010	0.045	2.524	0.128	2.240	2.368	0.205

Gas Utilities
Monthly Filings for Acknowledgement

	DERS Combined						<u>Apex⁴ Utilities Inc.</u>			
	<u>DGA C/F</u>	<u>Gas Costs</u>	<u>GCFR</u>	<u>Forecast Charge²</u>	<u>Margin¹</u>	<u>Total Rider F</u>	<u>DGA C/F</u>	<u>Gas Costs</u>	<u>Rider D GCRR</u>	<u>Rider G TPTR</u>
	<u>\$/Gigajoule</u>									
December-19	0.310	2.724	3.034	0.010	0.045	3.089	0.228	2.775	3.003	0.196
January-20	(0.129)	2.334	2.205	0.010	0.045	2.260	(0.073)	2.348	2.275	0.235
February-20	0.070	2.117	2.187	0.010	0.045	2.242	0.073	2.128	2.201	0.288
March-20	(0.094)	1.699	1.605	0.010	0.045	1.660	(0.233)	1.719	1.486	0.373
April-20	0.384	1.701	2.085	0.010	0.045	2.140	0.689	1.743	2.432	0.402
May-20	0.477	2.032	2.509	0.010	0.045	2.564	0.079	1.901	1.980	0.756
June-20	0.177	2.149	2.326	0.010	0.045	2.381	1.799	2.124	3.923	2.411
July-20	(0.490)	1.965	1.475	0.010	0.045	1.530	(0.987)	1.940	0.953	1.920
August-20	(0.568)	1.872	1.304	0.010	0.045	1.359	0.171	1.980	2.151	0.497
September-20	0.011	2.426	2.437	0.010	0.045	2.492	0.175	2.510	2.685	1.348
October-20	0.000	2.183	2.183	0.016	0.052	2.251	0.065	2.196	2.261	0.682
November-20	0.233	2.976	3.209	0.016	0.052	3.277	(0.015)	3.020	3.005	0.296
December-20	(0.068)	2.705	2.637	0.016	0.052	2.705	0.144	2.682	2.826	0.323
January-21	0.145	2.571	2.716	0.016	0.052	2.784	(0.144)	2.606	2.462	0.320
February-21	(0.070)	2.768	2.698	0.016	0.052	2.766	0.329	2.765	3.094	0.335
March-21	0.837	3.197	4.034	0.016	0.052	4.102	0.835	3.238	4.073	0.323
April-21	0.002	2.533	2.535	0.016	0.052	2.603	0.375	2.581	2.956	0.936
May-21	0.529	2.696	3.225	0.016	0.052	3.293	0.426	2.762	3.188	0.993
June-21	0.358	2.926	3.284	0.016	0.052	3.352	0.169	3.062	3.231	1.455
July-21	(0.195)	3.144	2.949	0.027	0.052	3.028	1.557	3.345	4.902	2.085
August-21	(0.249)	3.498	3.249	0.027	0.052	3.328	0.785	3.669	4.454	1.731
September-21	(0.157)	3.532	3.375	0.027	0.052	3.454	(0.323)	3.629	3.306	1.514
October-21	0.032	3.968	4.000	0.027	0.052	4.079	(0.025)	3.997	3.972	0.875
December-21	0.099	4.758	4.857	0.027	0.052	4.936	0.046	4.602	4.648	0.365
January-22	(0.110)	3.929	3.819	0.021	0.053	3.893	(0.585)	3.983	3.398	0.251
February-22	0.352	4.416	4.768	0.021	0.053	4.842	0.822	4.437	5.259	0.568
March-22	0.259	4.425	4.684	0.021	0.053	4.758	0.678	4.442	5.120	0.550
April-22	0.677	4.530	5.207	0.021	0.053	5.281	(0.660)	4.567	3.907	0.583
May-22	0.466	5.859	6.325	0.021	0.053	6.399	0.552	5.930	6.482	0.978

Gas Utilities
Monthly Filings for Acknowledgement

	DERS Combined						Apex ⁴ Utilities Inc.			
	<u>DGA C/F</u>	<u>Gas Costs</u>	<u>GCFR</u>	<u>Forecast Charge²</u>	<u>Margin¹</u>	<u>Total Rider F</u>	<u>DGA C/F</u>	<u>Gas Costs</u>	<u>Rider D GCRR</u>	<u>Rider G TPTR</u>
	<u>\$/Gigajoule</u>									
June-22	0.507	7.456	7.963	0.021	0.053	8.037	1.854	7.507	9.361	1.359
July-22	1.142	7.108	8.250	0.021	0.053	8.324	2.675	7.188	9.863	2.538
August-22	0.791	4.932	5.723	0.021	0.053	5.797	2.539	5.023	7.562	1.699
September-22	1.103	4.969	6.072	0.021	0.053	6.146	3.238	5.040	8.278	1.396
October-22	0.109	4.412	4.521	0.021	0.053	4.595	1.236	4.396	5.632	1.072
November-22	(0.050)	5.617	5.567	0.021	0.053	5.641	(0.197)	5.569	5.372	0.559
December-22	0.110	5.956	6.066	0.021	0.053	6.140	0.204	5.963	6.167	0.188
January-23	0.280	6.092	6.372	0.021	0.053	6.446	0.315	6.090	6.405	0.347
February-23	(0.383)	4.024	3.641	0.021	0.053	3.715	(0.876)	4.052	3.176	0.479

DGA C/F - Deferred Gas Account - under/(over) recovered balance carried forward from previous month.

GCRR - Gas Cost Recovery Rate (referred to as the gas charge under *Default Gas Supply Regulation* subsection (4)(b)(i)).

GCFR - Gas Cost Flow-through Rate (referred to as the gas charge under *Default Gas Supply Regulation* subsection (4)(b)(i)) (DERS is a business unit of Direct Energy Marketing Limited and is the default supply provider (DSP) in ATCO Gas' north and south service territories).

TPTR - Third Party Transportation Rate (approved effective November 1, 2007 in Alberta Energy and Utilities Board (EUB) Decision 2007-079 and provided for the transfer of upstream transportation costs from the GCRR to all Distribution Service Rates).

1 A reasonable return margin (compensation as the DSP), effective January 1, 2008, was approved for DERS in EUB Decision 2007-103. The recovery rates were revised in Decision 2010-317 (August 1, 2010 - \$0.025; January 1, 2011 - \$0.024). In Decision 2011-046 an additional a true-up charge for the return margin in the amount of \$0.008/GJ was approved for the period April 1, 2011 to December 31, 2011.

2 Charge is for forecasts of certain energy related amounts previously included in the GCFR (approved in Decision 2009-238 and Decision 2010-317 - August 1, 2010 - \$0.051; January 1, 2011 - \$0.063). In Decision 2011-046 an additional a true-up charge for the energy related forecast charges in the amount of \$0.034/GJ was approved for the period April 1, 2011 to December 31, 2011.

3 Calculated by Gas Utilities from averages of AECO/NGX Intra-Alberta Near Month and Settlement prices reported in the preceding month for use in determining the monthly gas charge.

4 Effective November 6, 2020, AltaGas Utilities Inc. changed its name to Apex Utilities Inc. (Exhibit 26118X0001, AUI GCRR Filing 2020-12 2020-11-24)

5 26207-D01-2021 DERS FORECAST CHARGE and Margin both change